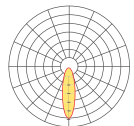

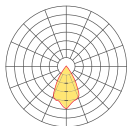


LED LINEAR HIGHBAY

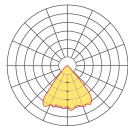
Product details



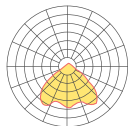
30°



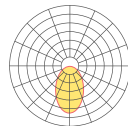
60°



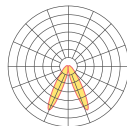
90°



110°



Diffused



Retail SYM

Different Optics available

Features

- Available in different optics and wattages.
- Extruded aluminium body.
- DALI Dimmable - optional.
- Presence Detection - optional.
- Mounting - Surface or Suspended.

Benefits

- Energy saving.
- Easy installation and maintenance.
- Ingress protection rating - IP20.

Applications

Production Areas
Warehouses
Open spaces
Offices with high ceiling
Factories

Warranty

3 year warranty

LED LINEAR HIGHBAY

Specifications

Product Code	RLLHB50W	RLLHB100W
Approx System Wattage	50W - 600mm	100W - 1200mm
Absolute Lumens	6300lm	12600lm
Colour Temperature	4000K	4000K
CRI	≥80	≥80
Life Span	35000hrs	35000hrs
Average temp	min -20° max +35°	min -20° max +35°
Housing Material	Extruded Aluminum	Extruded Aluminum
Packaging Weights and dimensions	610mm x 380mm x 290mm @ 2.85Kg	1250mm x 380mm x 290mm @ 3.15Kg
Photometric distribution	30°- 60°- 90°- 110° - Diffused - Retail SYM	30°- 60°- 90°- 110° - Diffused - Retail SYM
IP Rating	IP 20	IP 20
Power Factor	0.95	0.95
lm/W	126lm/W	126lm/W
Suggested mounting height	4 - 8m Max	8 - 12m Max

