


# ECONO BULKHEAD

60 W ES ■ 60 W BC ■ 1 X 9W PL - 2 PIN ■ 2 X 9W PL - 2 PIN



## APPLICATIONS

CORRIDORS  
ENTRANCES & EXITS  
COMMERCIAL BUILDINGS  
DOMESTIC  
STAIRCASES  
HOSPITALS & SCHOOLS

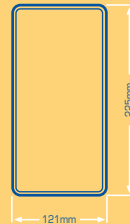
- ABS base
- polycarbonate diffuser
- integrally moulded bracket for lamp
- wall / ceiling mounted
- hinged reflector plate for easy installation
- UV stabilised for long life
- indoor or under canopy use
- IP40

## ORDERING DATA

CODE	POLYCARBONATE BASE		WEIGHT
	LAMPS		
<b>MBECO</b> 60 W ESBP	60 W ES INCANDESCENT		0.33 KG
<b>MBECO</b> 60 W BCBP	60 W BC INCANDESCENT		0.28 KG
<b>MBECO</b> 109 W BP	1 X 9W PL - 2 PIN	0.06 A	0.60 KG
<b>MBECO</b> 209 W BP	2 X 9W PL - 2 PIN	0.12 A	0.85 KG

# RECTANGULAR LUMINAIRE

60/100 ES ■ 60/100 BC ■ 1 X 9W PL - 2 PIN ■ 2 X 9W PL - 2 PIN



## APPLICATIONS

CORRIDORS  
ENTRANCES & EXITS  
COMMERCIAL BUILDINGS  
DOMESTIC  
STAIRCASES  
HOSPITALS & SCHOOLS


- polycarbonate base
- polycarbonate diffuser
- integral control gear
- available in ECG
- photocell option
- wall / ceiling mounted
- indoor or outdoor use
- UV stabilised for long life
- available with day-night sensor
- IP65

## ORDERING DATA

CODE	POLYCARBONATE BASE		WEIGHT
	LAMPS		
<b>MBREC</b> 60/100 BCGP	60/100W BC INCANDESCENT		0.45 KG
<b>MBREC</b> 60/100 ESGP	60/100W ES INCANDESCENT		0.50 KG
<b>MBREC</b> 109W GP	1 X 9W PL - 2 PIN	0.06 A	0.84 KG
<b>MBREC</b> 209W GP	2 X 9W PL - 2 PIN	0.12 A	0.86 KG

# LUNA BULKHEAD

16W 2D ■ 1 X 9W PL - 2 PIN ■ 2 X 9W PL - 2 PIN



## APPLICATIONS

CORRIDORS  
ENTRANCES & EXITS  
COMMERCIAL BUILDINGS  
DOMESTIC  
STAIRCASES  
HOSPITALS & SCHOOLS

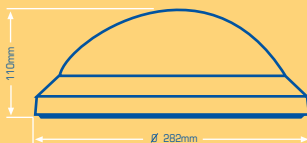
- polycarbonate base ■ integral control gear ■ clear or opal polycarbonate diffuser ■ wall / ceiling mounted
- polycarbonate locating ring in white, black or green ■ photocell option ■ indoor or outdoor use ■ IP55

## ORDERING DATA

CODE	POLYCARBONATE BASE		WEIGHT
	LAMPS		
<b>MBLUNA</b> 16W2D WP	16W 2D	0.10 A	1.08 KG
<b>MBLUNA</b> 109W WP	1 X 9W PL - 2 PIN	0.06 A	1.29 KG
<b>MBLUNA</b> 209W/1WP	2 X 9W PL - 2 PIN	0.12 A	1.30 KG

# UFO BULKHEAD

60 W ES/BC ■ 16W 2D ■ 1 X 9W PL - 2 PIN ■ 2 X 9W PL - 2 PIN



## APPLICATIONS

CORRIDORS  
ENTRANCES & EXITS  
COMMERCIAL BUILDINGS  
DOMESTIC  
STAIRCASES  
HOSPITALS & SCHOOLS



- polycarbonate base ■ integral control gear ■ clear or opal polycarbonate diffuser ■ wall / ceiling mounted
- tamper proof version available ■ polycarbonate locating ring in white, black & green ■ photocell option
- indoor or outdoor use ■ IP55

## ORDERING DATA

CODE	POLYCARBONATE BASE		WEIGHT
	LAMPS		
<b>MBUFO</b> 60 ES WP	60W ES INCANDESCENT		0.85 KG
<b>MBUFO</b> 60 BC WP	60W BC INCANDESCENT		0.82 KG
<b>MBUFO</b> 16W2D WP	16W 2D	0.10 A	1.14 KG
<b>MBUFO</b> 109W WP	1 X 9W PL - 2 PIN	0.06 A	1.14 KG
<b>MBUFO</b> 209W WP	2 X 9W PL - 2 PIN	0.12 A	1.41 KG

# ROUND BULKHEAD

60/100 ES ■ 60/100 BC ■ 16W 2D ■ 1 X 9W PL - 2 PIN ■ 2 X 9W PL - 2 PIN  
2 X 9W PL - 4 PIN ■ 1 X 26W PL - 2PIN



## APPLICATIONS

CORRIDORS  
ENTRANCES & EXITS  
COMMERCIAL BUILDINGS  
DOMESTIC  
STAIRCASES  
HOSPITALS & SCHOOLS

- polycarbonate base
- polycarbonate prismatic diffuser
- integral control gear
- splashproof
- ECG available
- wall / ceiling mounted
- photocell option
- wall / ceiling mounted
- UV stabilised for long life
- IP65

## ORDERING DATA

CODE	POLYCARBONATE BASE		WEIGHT
	LAMPS		
<b>MBR</b> 60/100 ESWP	60/100W ES INCANDESCENT		0.55 KG
<b>MBR</b> 60/100 BCWP	60/100W BC INCANDESCENT		0.60 KG
<b>MBR</b> 16W2D WP	16W 2D	0.10 A	1.03 KG
<b>MBR</b> 109W WP	1 X 9W PL - 2 PIN	0.06 A	1.04 KG
<b>MBR</b> 209W WP	2 X 9W PL - 2 PIN	0.12 A	1.30 KG
<b>MBR</b> 209W/EL WP	2 X 9W PL - 4 PIN	0.11 A	1.30 KG
<b>MBR</b> 126W WP	1 X 26W PL - 2 PIN	0.15 A	1.52 KG